

D-Line®

Trade

Innovative Cable Management

Ultra Cable Cover

Enabling EV charging for terraced households



"We charge about 8 hours a week for a 200 mile range, and D-Line's Ultra Cable Cover is perfect!"

It's easy to insert the cable, we can locate the cover for the car's position and it's so flat that it's almost seamless with the pavement.

Brilliantly simple"

EV owner, Ultra customer



3x Queen's
Award Winners



About D-Line



D-Line is a UK company with a global reputation for innovative cable management products.

Our patented solutions combine speed, safety and style, and are used every day in installations around the world. D-Line range includes 'quick to install, look great!' trunking systems, fire-rated cable supports, cable covers and more!...

All D-Line products are ideal for use 'when time, safety and appearance matter', by enabling no hassle surface-mounted installations with a quality-of-finish that can be appreciated by all stakeholders.

Here we're pleased to highlight our Ultra Cable Cover. This patent-pending 'Made in UK' innovation has been developed after extensive consultations re. the best ways to facilitate EV-charging in terraced streets. The Ultra Cable Cover is designed for ultimate safety and practicality, pedestrian-friendly and user-friendly, and inexpensive too.

Hoping the Ultra Cable Cover meets with your approval, we'll be delighted to be of service.

D-Line Team

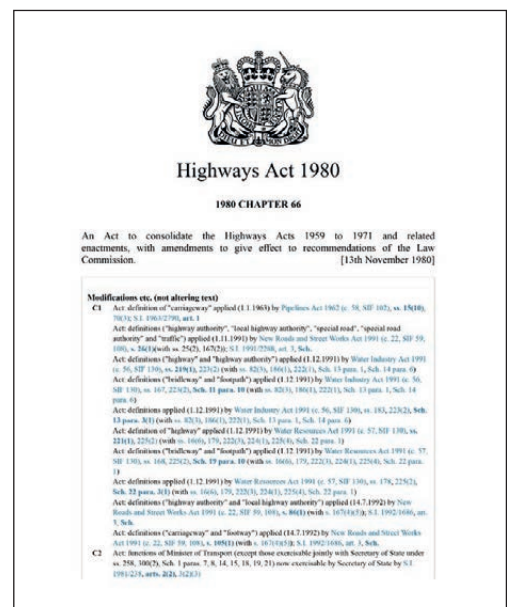



80,000sq ft of warehousing
Stocks ready to ship

Notes -

The Highways Act 1980 c.66. part IX. Section 162 'Lawful and Unlawful Interference with Highways and Streets' requires that...

"A person who for any purpose places any rope, wire or other apparatus across a highway in such a manner as to be likely to cause danger to persons using the highway is, unless he proves that he had taken all necessary means to give adequate warning of the danger, guilty of an offence and liable to a fine not exceeding Level 3 (£1,000)."





To advise interested parties, we suggest local authorities use the following guidance or similar...

As stated in The Highways Act 1980 c.66 part IX Section 162, anyone placing a cable across a footpath in any way that causes a danger is guilty of an offence, and liable to a fine upto £1,000 and there may be a liability under civil law.

It follows that it is NOT permitted to place a loose or exposed cable across a footpath.

To eliminate a cable danger, we advise use of a Cable Cover and hazard warning sign, comparable to 'D-Line Ultra Cable Cover' or similar.

The Cable Cover must be;

- Less than 20mm deep, gradient less than 1 in 12
- Used with a hazard warning sign, that is visible to pedestrians
- Used safely, with the cable being secure in the Cable Cover, and the Cable Cover laid flat on pavement surface
- High contrasting, with yellow-hazard warning stripes or similar
- Used in full accordance with producer instructions
- Not be screw-fixed to surface
- Removed from the footpath when not in use

Further detail on D-Line Ultra Cable Cover can be obtained from D-Line tel; 0191 2360960, trade@d-line-it.com. Also via electrical wholesalers, or online and retail partners.


Ultra Cable Cover Overview

- No need to break footpaths
- No trip hazard risk (from lids on ducts, or upright bollard alternatives)
- Position according to EV parked location
- Satisfying Highways Act requirements*, and safety tested
- Ultra-shallow, less than 1 in 12 slope, uniquely reversible design
- User-friendly, and pedestrian friendly
- Easy to remove, maintaining clear footpaths when not-in-use
- Anti-theft features
- Supplied coiled, easy to roll out
- Available on demand

* For further guidance, seek consent from local authority

Available in black and grey





Designed to satisfy obligations of The Highways Act 1980 c.66. Part IX S162 Ultra Cable Cover gives a ready-to-use and easy solution for EV-charging that is designed for approval of all stakeholders...

For local authorities seeking to enable kerbside charging for EV-owners without a driveway, Ultra Cable Cover saves the cost and hassle of channelling paving slabs, or installing new EV-charging infrastructure.

For EV-owners, Ultra Cable Cover gives a user-friendly and versatile cable management charge-at-home solution, that offers protection for cables while minimizing risks to pedestrians.

- **Minimising trip hazard risk**
 - Ultra shallow slope (8 degrees only, 1 in 12)
 - Extended width (215mm) to minimise movement
 - Flexible material for uneven pavements
 - Ribbed surfaces for extra stability on flat surfaces
- **Providing visibility**
 - Yellow hazard-warning stripes
 - Cable Hazard sign included, to wrap-around cable for safety warning (fig 7)
- **Flexible PVC material**
 - Easy to handle, 3.36 kilos per 2m length
 - Length sections can be shortened by cutting with craft knife, if required
 - Recyclable
- **Safe & secure (fig 3)**
 - Cable can be padlocked to the Ultra Cable Protector for anti-theft. Use padlock with shackle less than 6mm diameter or less x 40mm length or longer.
- **Reversible cavity; open-top cable entry/exit (fig 1) or drop-over (fig2)**
 - Cavity size 18mm diameter, for popular EV-charge cables
 - Cavity aperture only 11mm, to hold cables more than 11.5mm diameter (in 'open top')
- **User friendly, open top option (fig 1)**
 - Open-top enables cables to enter or exit the length at any point, to left-or-right side, as required if EV charging
 - Users can locate or remove cable(s) from standing position
 - Ultra Cable Cover can be kept attached to cable by using 2.5mm x 100mm (width x length) cable ties; (fig 4 and 6) saving the need to add and remove the cable with every use
- **Alternatively, The Ultra Cable Cover can be used to drop-over cable(s), maintaining a solid top surface (fig 2)**
 - Ideal for smaller cable diameters, that might not otherwise fill the cable cavity (for example 13 amp cable for trickle charging)

Ultra Cable Cover

Essential Instructions to read before use



Caution - when locating a cable, or hose or similar across a pedestrian area, users are legally responsible to ensure such objects are unlikely to cause danger to persons using the area. Also users must take all necessary means to give warning of a danger.

Follow these instructions for use of Ultra Cable Cover and Hazard Warning sign, to minimise risk of danger from a cable hazard.

If in doubt, before using the Ultra Cable Cover in any public area, such as across a public footpath, check permission to use from your council or local government authority who have responsibility for ownership and usage of public areas.

Cable Condition

- Always check cable(s) are in excellent condition. Never use a cable with any damaged insulation.
- Always ensure that cables are being used safely, in installations that are compliant with all relevant Electrical Codes and Regulations. If any doubt, consult a qualified electrician.

Surface

- Always ensure Ultra Cable Cover is located on smooth and solid surface.
- Never use Ultra Cable Cover on uneven surfaces, which could be a hazard for pedestrian activity.
- Never locate Ultra Cable Cover on icy, frosty or other slippery surfaces.
- Always ensure the Ultra Cable Cover is completely flat on the ground, with no objects underneath (for example no sticks, stones or similar).
- Never use Ultra Cable Cover if it is curled, twisted or ripped or in any way unable to lie completely flat to the ground.
- Before inserting the cable, always check the cable cavity is clean and contains no debris or other objects that might prevent the cable from being securely located in the cable cavity.

Cable Cavity

- The Ultra Cable Cover is reversible, meaning it can be used as either 'open-top, cavity-up' or 'solid-top, cavity-down'. Select usage according to the diameter of cable...
 - Cable having diameter between 11.5mm to 18mm can be held securely when Ultra Cable Cover is used 'open top, cavity-up', providing the cable has been fully inserted in the cavity.
 - For cables having less than 11.5mm diameter, the Ultra Cable Cover should always be used with 'solid-top, cavity-down'; to 'drop-over' the cable that will be contained in the cavity.
- Always ensure the cables are fully inserted in the cavity.

- For 'open-top, cavity-up' use, the cable can be located by foot from standing position. Check the aperture has formed around the cable, for secure hold with minimal cable exposure.
- In 'open-top, cavity-up' use, the cable can be removed by pull out from standing position.

Cable Entry/Exit

- Always check that cable(s) enter and exit the Ultra Cable Cover at positions whereby the cable cannot be a hazard to pedestrian activity.
- Do not place any objects on top of the Ultra Cable Cover.

Visibility

- When using to charge a vehicle, always ensure the Cable Hazard sign is securely attached and clearly visible to alert pedestrians of the cable and the Ultra Cable Cover in use.
- If using Ultra Cable Cover at times of reduced or no daylight, ensure there is effective lighting to alert pedestrians of the cable and the Ultra Cable Cover in use.

Securing

- If using a padlock for anti-theft, locate the shackle of the padlock via the rivet hole at the end of the Ultra Cable Cover. Then locate the cable inside the shackle to hold together the Ultra Cable Cover and the cable.
- Any padlock must be located away from areas of pedestrian activity, so the padlock can not be a trip hazard.
- Using cable ties 2.5mm width x 100mm length will save the need to insert and remove the cable with every use.
- Cable ties can join additional lengths, for longer runs.

Storing and Handling

- When not in use, remove from the Ultra Cable Cover from the public footpath.
- When storing your Ultra Cable Cover, do not tightly coil the end sections.

Specification guide

FIG 1
Open top usage - for cables 11.5mm - 18mm diameter



FIG 2
Drop over usage - for cables less than 11.5mm diameter



FIG 3
Can be padlocked



FIG 4
Can be cable tied



FIG 5
Easy to install



FIG 6
Can be extended





FIG 7
Cable Hazard sign





**WHEN TIME,
SAFETY AND
APPEARANCE
MATTER**



THE QUEENS AWARDS FOR
ENTERPRISE: 3X WINNERS
FOR INNOVATION AND
INTERNATIONAL TRADE



Alder Road, North Shields, NE29 8SD United Kingdom
T:+44 (0)191 236 0960 | E:trade@d-line-it.com